


Playdough to PLATO



Thank you for your download! I hope that Playdough to Plato and The STEM Laboratory are helpful sources of fun, creative learning activities for your classroom or homeschool.

Be sure to follow along with our newest learning activities!

FACEBOOK- [Facebook.com/PlaydoughToPlato](https://www.facebook.com/PlaydoughToPlato) and [The STEM Laboratory](https://www.facebook.com/TheSTEMLaboratory)

PINTEREST- [Pinterest.com/Playdough2Plato](https://www.pinterest.com/Playdough2Plato)

INSTAGRAM- [Instagram.com/Playdough2Plato](https://www.instagram.com/Playdough2Plato)

You may...

- Use this printable for personal use.
- Use this printable in one classroom.
- Share the URL for this download with a friend.

You may not...

- Send this file directly to a friend. Instead, send them the URL address so they can download their own copy.
- Sell or in any way profit from this electronic file.
- Store or distribute this file in any other website or another location where people may download it
ex. Dropbox, Facebook groups, 4Shared

GRAPHICS CREDIT

Our clip art was created by Pretty Grafik Designs - <https://www.etsy.com/shop/Prettygrafikdesign>

Whimsy Workshop Teaching - <https://www.teacherspayteachers.com/Store/Whimsy-Workshop-Teaching>

Teaching in the Tongass - <https://www.teacherspayteachers.com/Store/Teaching-In-The-Tongass>

Whimsy Clips - <https://www.teacherspayteachers.com/Store/Whimsy-Clips>

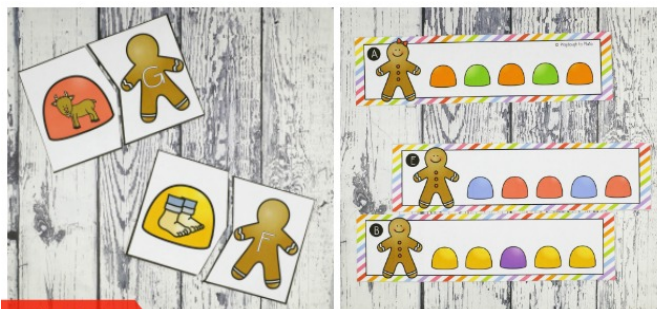
Little Red - <https://www.teacherspayteachers.com/Store/Littlered>

Sculpt Designs- <https://www.teacherspayteachers.com/Store/Sculpt-Designs>

Pixel Paper Prints - <https://www.etsy.com/shop/pixelpaperprints>

A Hughes Design - <https://www.teacherspayteachers.com/Store/Ashley-Hughes-A-Hughes-Design>

love these? find more!



13 GINGERBREAD literacy + math centers




Available on...

Playdough to Plato & Teachers Pay Teachers.

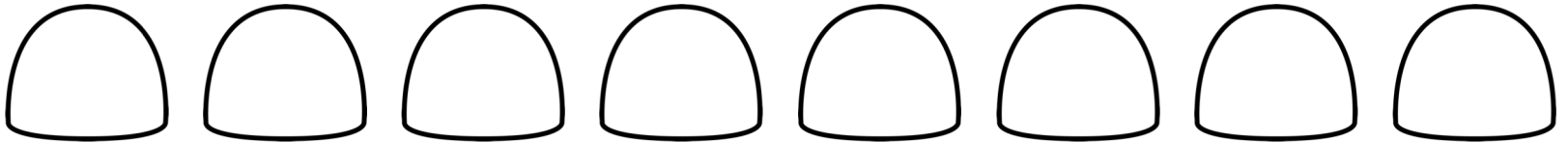
Name _____

gumdrop patterns

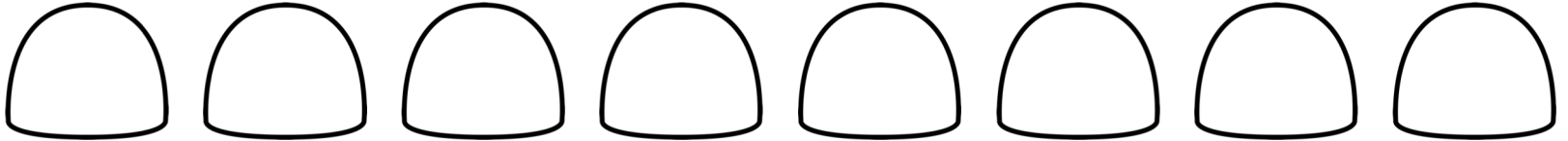


Color the gumdrops to make each kind of pattern.

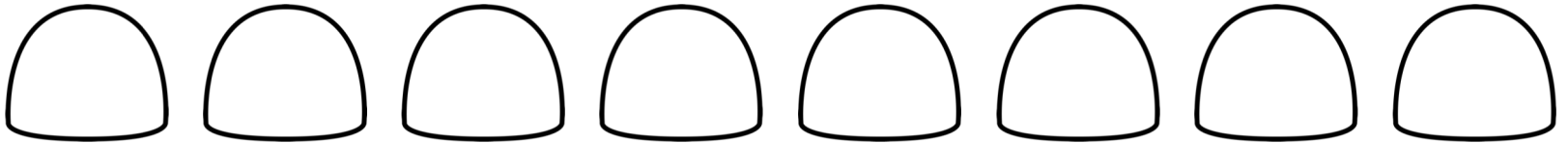
AB



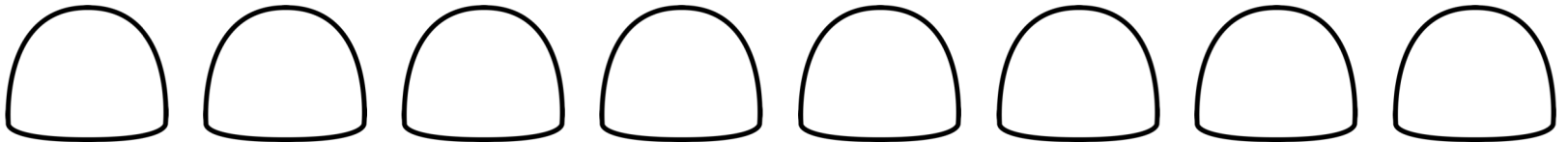
ABB



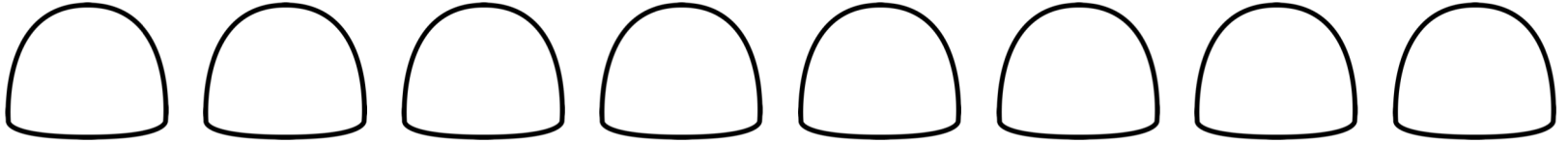
ABC



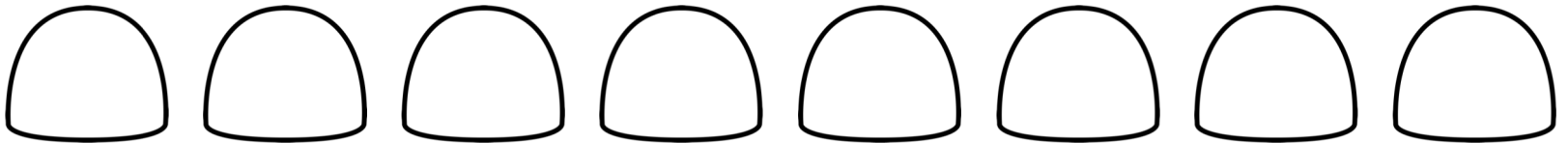
AAB



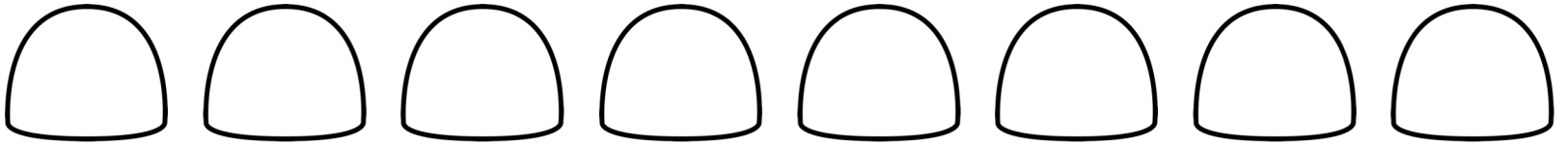
AABB



ABCD



ABBC



Now make up your own patterns! Label the type of pattern on the left and then color the gumdrops to match.

